

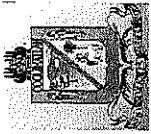
MUNICIPIO DE COQUIMATLAN, COL.
Sistema Integral de Contabilidad Gubernamental
ESTADO ANALITICO DEL EJERCICIO DEL PRESUPUESTO DE EGRESOS

Clasificación Administrativa

DEL 1 DE OCTUBRE AL 31 DE OCTUBRE DE 2022

Análisis por: Clasificación Administrativa

Clave Presupuestaria	Descripción	Aprobado Oct-Oct	Ampliaciones/ (Reducciones) Oct-Oct	Modificado Oct-Oct	DpC Oct-Oct	Devengado Oct-Oct	Pagado Oct-Oct	Subejercicio Oct-Oct
01	REGIDORES	253,808.88	1,150.00	254,958.88	0.00	254,958.88	254,208.88	0.00
01 01	REGIDORES	253,808.88	1,150.00	254,958.88	0.00	254,958.88	254,208.88	0.00
01 01 01	DESPACHO DE REGIDORES	253,808.88	1,150.00	254,958.88	0.00	254,958.88	254,208.88	0.00
02	PRESIDENCIA MUNICIPAL	264,156.30	-84,675.37	179,480.93	0.00	179,480.93	179,480.93	0.00
02 01	PRESIDENCIA MUNICIPAL	264,156.30	-84,675.37	179,480.93	0.00	179,480.93	179,480.93	0.00
02 01 01	DESPACHO DE PRESIDENCIA	131,936.63	-14,091.08	117,845.55	0.00	117,845.55	117,845.55	0.00
02 01 02	SECRETARIA PARTICULAR	132,219.67	-70,584.29	61,635.38	0.00	61,635.38	61,635.38	0.00
03	SECRETARIA DEL H AYUNTAMIENTO	690,692.13	-10,652.21	680,039.92	0.00	680,039.92	690,293.48	0.00
03 01	SECRETARIA DEL H AYUNTAMIENTO	690,692.13	-10,652.21	680,039.92	0.00	680,039.92	690,293.48	0.00
03 01 01	DESPACHO DE SECRETARIA DEL H AYUNTAMIENTO	273,215.89	1,646.08	274,861.97	0.00	274,861.97	285,115.53	0.00
03 01 02	DIRECCION DE ASUNTOS JURIDICOS	76,698.65	-19,111.53	57,587.12	0.00	57,587.12	57,587.12	0.00
03 01 03	DIRECCION DE COMUNICACION SOCIAL	52,117.45	6,539.19	58,656.64	0.00	58,656.64	58,656.64	0.00
03 01 04	DIRECCION DE CULTURA	50,205.32	7,091.92	57,297.24	0.00	57,297.24	57,297.24	0.00
03 01 05	DIRECCION DE DEPORTES	92,290.98	11,972.09	104,263.07	0.00	104,263.07	104,263.07	0.00
03 01 08	JUNTA MUNICIPAL DE PUEBLO JUAREZ	110,963.84	-1,189.96	109,773.88	0.00	109,773.88	109,773.88	0.00
03 01 09	COMISARIAS MUNICIPALES	35,200.00	-17,600.00	17,600.00	0.00	17,600.00	17,600.00	0.00
04	OFICIALIA MAYOR	1,518,860.55	-437,226.87	1,081,633.68	0.00	1,081,633.68	1,289,278.19	0.00
04 01	OFICIALIA MAYOR	1,518,860.55	-437,226.87	1,081,633.68	0.00	1,081,633.68	1,289,278.19	0.00
04 01 01	DESPACHO DE OFICIALIA MAYOR	833,960.08	-206,951.97	627,008.11	0.00	627,008.11	846,968.82	0.00
04 01 03	DEPARTAMENTO DE RECURSOS HUMANOS	655,836.34	-229,800.70	426,035.64	0.00	426,035.64	413,719.44	0.00
04 01 05	DEPARTAMENTO DE INFORMATICA	29,064.13	-474.20	28,589.93	0.00	28,589.93	28,589.93	0.00
05	TESORERIA MUNICIPAL	562,621.83	-47,797.36	514,824.47	0.00	514,824.47	500,744.70	0.00
05 01	TESORERIA MUNICIPAL	562,621.83	-47,797.36	514,824.47	0.00	514,824.47	500,744.70	0.00
05 01 01	DESPACHO DE TESORERIA MUNICIPAL	463,637.29	-45,431.59	418,205.70	0.00	418,205.70	404,125.93	0.00
05 01 02	DIRECCION DE INGRESOS	8,457.42	18,026.50	26,483.92	0.00	26,483.92	26,483.92	0.00
05 01 03	DIRECCION DE EGRESOS Y CONTABILIDAD	39,571.69	-667.70	38,903.99	0.00	38,903.99	38,903.99	0.00
05 01 04	DIRECCION DE CATASTRO	50,955.43	-19,724.57	31,230.86	0.00	31,230.86	31,230.86	0.00
06	CONTRALOR MUNICIPAL	26,173.50	-650.99	25,522.51	0.00	25,522.51	25,522.51	0.00
06 01	CONTRALOR MUNICIPAL	26,173.50	-650.99	25,522.51	0.00	25,522.51	25,522.51	0.00
06 01 01	DESPACHO DEL CONTRALOR MUNICIPAL	26,173.50	-650.99	25,522.51	0.00	25,522.51	25,522.51	0.00
07	DIRECCION DE OBRAS PUBLICAS, DESARROLLO URBANO Y ECOLOGIA	202,604.78	4,611,951.30	4,814,556.08	-	3,129,468.82	4,444,585.72	1,685,087.
07 01	DIRECCION DE OBRAS PUBLICAS, DESARROLLO URBANO Y ECOLOGIA	202,604.78	4,611,951.30	4,814,556.08	-	3,129,468.82	4,444,585.72	1,685,087.
07 01 01	DESPACHO DE LA DIRECCION DE OBRAS PUBLICAS, DESARROLLO URBANO Y ECOLOGIA	202,604.78	-44,472.09	158,132.69	0.00	158,132.69	327,352.27	0.00
07 01 02	DEPARTAMENTO DE OBRAS PUBLICAS	0.00	4,656,423.39	4,656,423.39	-	2,971,336.13	4,117,233.45	1,685,087.



MUNICIPIO DE COQUIMATLAN, COL.
Sistema Integral de Contabilidad Gubernamental
ESTADO ANALITICO DEL EJERCICIO DEL PRESUPUESTO DE EGRESOS

Clasificación Administrativa


DEL 1 DE OCTUBRE AL 31 DE OCTUBRE DE 2022

Análisis por: Clasificación Administrativa

Clave Presupuestaria	Descripción	Aprobado Oct-Oct	Ampliaciones / (Reducciones) Oct-Oct	Modificado Oct-Oct	DpC Oct-Oct	Devengado Oct-Oct	Pagado Oct-Oct	Subejercicio Oct-Oct
08	DIRECCION DE SERVICIOS PUBLICOS	1,554,088.21	-34,725.01	1,519,363.20	0.00	1,519,363.20	1,585,709.60	0.00
08 01	DIRECCION DE SERVICIOS PUBLICOS	1,554,088.21	-34,725.01	1,519,363.20	0.00	1,519,363.20	1,585,709.60	0.00
08 01 01	DESPACHO DE LA DIRECCION DE SERVICIOS PUBLICOS	1,486,515.42	-14,024.18	1,472,491.24	0.00	1,472,491.24	1,538,837.64	0.00
08 01 03	DEPARTAMENTO DE PARQUES Y JARDINES	55,838.57	-19,609.84	36,228.73	0.00	36,228.73	36,228.73	0.00
08 01 06	DEPARTAMENTO DE PANTEON	11,734.22	-1,090.99	10,643.23	0.00	10,643.23	10,643.23	0.00
09	DIRECCION DE SEGURIDAD PUBLICA, TRANSITO Y VIALIDAD	950,226.11	499,391.95	1,449,618.06	0.00	1,449,618.06	1,252,456.96	0.00
09 01	DIRECCION DE SEGURIDAD PUBLICA, TRANSITO Y VIALIDAD	950,226.11	499,391.95	1,449,618.06	0.00	1,449,618.06	1,252,456.96	0.00
09 01 01	SEGURIDAD PUBLICA, TRANSITO Y VIALIDAD	950,226.11	499,391.95	1,449,618.06	0.00	1,449,618.06	1,252,456.96	0.00
10	DIRECCION DE DESARROLLO MUNICIPAL	168,753.27	-14,385.91	154,367.36	0.00	154,367.36	154,367.36	0.00
10 01	DIRECCION DE DESARROLLO MUNICIPAL	168,753.27	-14,385.91	154,367.36	0.00	154,367.36	154,367.36	0.00
10 01 01	DESPACHO DE LA DIRECCION DE DESARROLLO MUNICIPAL	64,653.69	-9,353.03	55,300.66	0.00	55,300.66	55,300.66	0.00
10 01 02	DEPARTAMENTO DE PLANEACION	92,366.60	-3,017.16	89,349.44	0.00	89,349.44	89,349.44	0.00
10 01 04	DEPARTAMENTO DE DESARROLLO RURAL	11,732.98	-2,015.72	9,717.26	0.00	9,717.26	9,717.26	0.00
11	ORGANISMOS PUBLICOS DESCENTRALIZADOS	575,188.57	89,089.43	664,278.00	0.00	664,278.00	664,278.00	0.00
11 01	ORGANISMOS PUBLICOS DESCENTRALIZADOS	575,188.57	89,089.43	664,278.00	0.00	664,278.00	664,278.00	0.00
11 01 01	DIF MUNICIPAL	575,188.57	89,089.43	664,278.00	0.00	664,278.00	664,278.00	0.00
12	OBRA PUBLICA E INVERSION	0.00	0.00	0.00	0.00	0.00	0.00	0.00
12 01	OBRA PUBLICA	0.00	0.00	0.00	0.00	0.00	0.00	0.00
12 01 01	OBRA PUBLICA	0.00	0.00	0.00	0.00	0.00	0.00	0.00
13	DEUDA PUBLICA	98,993.63	16,472.28	115,465.91	0.00	115,465.91	115,465.91	0.00
13 01	DEUDA PUBLICA	98,993.63	16,472.28	115,465.91	0.00	115,465.91	115,465.91	0.00
13 01 01	DEUDA PUBLICA	98,993.63	16,472.28	115,465.91	0.00	115,465.91	115,465.91	0.00
14	TRANSFERENCIAS, SUBSIDIOS Y AYUDAS	7,750.00	1,750.00	9,500.00	0.00	9,500.00	9,500.00	0.00
14 03	AYUDAS	7,750.00	1,750.00	9,500.00	0.00	9,500.00	9,500.00	0.00
14 03 01	AYUDAS SOCIALES A PERSONAS	7,750.00	1,750.00	9,500.00	0.00	9,500.00	9,500.00	0.00

TOTAL DEL GASTO:

6,873,917.76 4,589,691.24 11,463,609.00 -1,321.37 9,778,521.74 11,165,892.24 1,685,087.26




MUNICIPIO DE COQUIMATLAN, COL.
Sistema Integral de Contabilidad Gubernamental
ESTADO ANALITICO DEL EJERCICIO DEL PRESUPUESTO DE EGRESOS

Clasificación Administrativa

DEL 1 DE ENERO AL 31 DE OCTUBRE DE 2022

Análisis por: Clasificación Administrativa

Clave Presupuestaria UP-UR-UE	Descripción	Aprobado Ene-Oct	Ampliaciones / (Reducciones) Ene-Oct	Modificado Ene-Oct	DpC Ene-Oct	Devengado Ene-Oct	Pagado Ene-Oct	Subejercicio Ene-Oct
01	REGIDORES	2,639,533.76	-105,557.47	2,533,976.29	0.00	2,533,976.29	2,533,226.29	0.00
01 01	REGIDORES	2,639,533.76	-105,557.47	2,533,976.29	0.00	2,533,976.29	2,533,226.29	0.00
01 01 01	DESPACHO DE REGIDORES	2,639,533.76	-105,557.47	2,533,976.29	0.00	2,533,976.29	2,533,226.29	0.00
02	PRESIDENCIA MUNICIPAL	3,144,819.92	-971,470.12	2,173,349.80	0.00	2,173,349.80	2,164,968.44	0.00
02 01	PRESIDENCIA MUNICIPAL	3,144,819.92	-971,470.12	2,173,349.80	0.00	2,173,349.80	2,164,968.44	0.00
02 01 01	DESPACHO DE PRESIDENCIA	1,661,834.02	-244,417.12	1,417,416.90	0.00	1,417,416.90	1,409,035.54	0.00
02 01 02	SECRETARIA PARTICULAR	1,482,985.90	-727,053.00	755,932.90	0.00	755,932.90	755,932.90	0.00
03	SECRETARIA DEL H AYUNTAMIENTO	7,524,604.75	-681,865.70	6,842,739.05	0.00	6,842,739.05	6,841,053.85	0.00
03 01	SECRETARIA DEL H AYUNTAMIENTO	7,524,604.75	-681,865.70	6,842,739.05	0.00	6,842,739.05	6,841,053.85	0.00
03 01 01	DESPACHO DE SECRETARIA DEL H AYUNTAMIENTO	3,068,980.65	-247,449.09	2,821,531.56	0.00	2,821,531.56	2,820,298.56	0.00
03 01 02	DIRECCION DE ASUNTOS JURIDICOS	759,035.34	-230,915.87	528,119.47	0.00	528,119.47	528,119.47	0.00
03 01 03	DIRECCION DE COMUNICACION SOCIAL	547,146.07	-15,929.92	531,216.15	0.00	531,216.15	531,216.15	0.00
03 01 04	DIRECCION DE CULTURA	553,055.92	45,299.28	598,355.20	0.00	598,355.20	598,355.20	0.00
03 01 05	DIRECCION DE DEPORTES	1,010,660.21	45,611.93	1,056,272.14	0.00	1,056,272.14	1,055,819.94	0.00
03 01 08	JUNTA MUNICIPAL DE PUEBLO JUAREZ	1,233,726.56	-102,482.03	1,131,244.53	0.00	1,131,244.53	1,131,244.53	0.00
03 01 09	COMISARIAS MUNICIPALES	352,000.00	-176,000.00	176,000.00	0.00	176,000.00	176,000.00	0.00
04	OFICIALIA MAYOR	16,996,484.11	-2,246,645.78	14,749,838.33	1,535.60	14,748,302.73	14,512,344.98	1,535.60
04 01	OFICIALIA MAYOR	16,996,484.11	-2,246,645.78	14,749,838.33	1,535.60	14,748,302.73	14,512,344.98	1,535.60
04 01 01	DESPACHO DE OFICIALIA MAYOR	9,763,053.46	-700,751.20	9,062,302.26	1,535.60	9,060,766.66	9,049,961.40	1,535.60
04 01 03	DEPARTAMENTO DE RECURSOS HUMANOS	6,945,576.43	-1,546,714.40	5,398,862.03	0.00	5,398,862.03	5,173,709.54	0.00
04 01 05	DEPARTAMENTO DE INFORMATICA	287,854.22	819.82	288,674.04	0.00	288,674.04	288,674.04	0.00
05	TESORERIA MUNICIPAL	5,853,544.05	-885,583.06	4,967,960.99	0.00	4,967,960.99	4,950,471.22	0.00
05 01	TESORERIA MUNICIPAL	5,853,544.05	-885,583.06	4,967,960.99	0.00	4,967,960.99	4,950,471.22	0.00
05 01 01	DESPACHO DE TESORERIA MUNICIPAL	4,811,956.87	-803,533.33	4,008,423.54	0.00	4,008,423.54	3,990,933.77	0.00
05 01 02	DIRECCION DE INGRESOS	83,482.92	143,431.63	226,914.55	0.00	226,914.55	226,914.55	0.00
05 01 03	DIRECCION DE EGRESOS Y CONTABILIDAD	424,664.61	-16,130.52	408,534.09	0.00	408,534.09	408,534.09	0.00
05 01 04	DIRECCION DE CATASTRO	533,439.65	-209,350.84	324,088.81	0.00	324,088.81	324,088.81	0.00
06	CONTRALOR MUNICIPAL	254,321.00	631.02	254,952.02	0.00	254,952.02	254,952.02	0.00
06 01	CONTRALOR MUNICIPAL	254,321.00	631.02	254,952.02	0.00	254,952.02	254,952.02	0.00
06 01 01	DESPACHO DEL CONTRALOR MUNICIPAL	254,321.00	631.02	254,952.02	0.00	254,952.02	254,952.02	0.00
07	DIRECCION DE OBRAS PUBLICAS, DESARROLLO URBANO Y ECOLOGIA	2,235,855.80	19,973,128.77	22,208,984.57	-	13,432,200.73	12,221,452.55	8,776,783.
07 01	DIRECCION DE OBRAS PUBLICAS, DESARROLLO URBANO Y ECOLOGIA	2,235,855.80	19,973,128.77	22,208,984.57	-	13,432,200.73	12,221,452.55	8,776,783.
07 01 01	DESPACHO DE LA DIRECCION DE OBRAS PUBLICAS, DESARROLLO URBANO Y ECOLOGIA	2,235,855.80	3,657.94	2,239,513.74	3,830.21	1,839,204.52	1,838,504.52	400,309.22
07 01 02	DEPARTAMENTO DE OBRAS PUBLICAS	0.00	19,969,470.83	19,969,470.83	-	11,592,996.21	10,382,948.03	8,376,474.



MUNICIPIO DE COQUIMATLAN, COL.
Sistema Integral de Contabilidad Gubernamental
ESTADO ANALITICO DEL EJERCICIO DEL PRESUPUESTO DE EGRESOS

Clasificación Administrativa

DEL 1 DE ENERO AL 31 DE OCTUBRE DE 2022

Análisis por: Clasificación Administrativa

Clave Presupuestaria UP-UR-UE	Descripción	Aprobado Ene-Oct	Ampliaciones / (Reducciones) Ene-Oct	Modificado Ene-Oct	DpC Ene-Oct	Devengado Ene-Oct	Pagado Ene-Oct	Subejercicio Ene-Oct
08	DIRECCION DE SERVICIOS PUBLICOS	13,596,229.29	452,294.65	14,048,523.94	0.00	14,048,523.94	13,880,790.34	0.00
08 01	DIRECCION DE SERVICIOS PUBLICOS	13,596,229.29	452,294.65	14,048,523.94	0.00	14,048,523.94	13,880,790.34	0.00
08 01 01	DESPACHO DE LA DIRECCION DE SERVICIOS PUBLICOS	12,981,196.39	530,010.15	13,511,206.54	0.00	13,511,206.54	13,343,472.94	0.00
08 01 03	DEPARTAMENTO DE PARQUES Y JARDINES	498,944.70	-66,686.28	432,258.42	0.00	432,258.42	432,258.42	0.00
08 01 06	DEPARTAMENTO DE PANTEON	116,088.20	-11,029.22	105,058.98	0.00	105,058.98	105,058.98	0.00
09	DIRECCION DE SEGURIDAD PUBLICA, TRANSITO Y VIALIDAD	11,707,444.89	583,226.68	12,290,671.57	0.00	12,290,671.57	12,072,754.97	0.00
09 01	DIRECCION DE SEGURIDAD PUBLICA, TRANSITO Y VIALIDAD	11,707,444.89	583,226.68	12,290,671.57	0.00	12,290,671.57	12,072,754.97	0.00
09 01 01	SEGURIDAD PUBLICA, TRANSITO Y VIALIDAD	1,807,294.06	-221,875.60	1,585,418.46	0.00	1,585,418.46	1,585,418.46	0.00
10 01	DIRECCION DE DESARROLLO MUNICIPAL	1,807,294.06	-221,875.60	1,585,418.46	0.00	1,585,418.46	1,585,418.46	0.00
10 01 01	DESPACHO DE LA DIRECCION DE DESARROLLO MUNICIPAL	709,192.68	-124,337.12	584,855.56	0.00	584,855.56	584,855.56	0.00
10 01 02	DEPARTAMENTO DE PLANEACION	982,025.42	-67,664.02	914,361.40	0.00	914,361.40	914,361.40	0.00
10 01 04	DEPARTAMENTO DE DESARROLLO RURAL	116,075.96	-29,874.46	86,201.50	0.00	86,201.50	86,201.50	0.00
11	ORGANISMOS PUBLICOS DESCENTRALIZADOS	6,710,262.89	69,017.11	6,779,280.00	0.00	6,779,280.00	6,779,280.00	0.00
11 01	ORGANISMOS PUBLICOS DESCENTRALIZADOS	6,710,262.89	69,017.11	6,779,280.00	0.00	6,779,280.00	6,779,280.00	0.00
11 01 01	DIF MUNICIPAL	6,710,262.89	69,017.11	6,779,280.00	0.00	6,779,280.00	6,779,280.00	0.00
12	OBRA PUBLICA E INVERSION	17,446,925.22	-	0.00	0.00	0.00	0.00	0.00
12 01	OBRA PUBLICA	17,446,925.22	-17,446,925.22	0.00	0.00	0.00	0.00	0.00
12 01 01	OBRA PUBLICA	17,446,925.22	-17,446,925.22	0.00	0.00	0.00	0.00	0.00
13	DEUDA PUBLICA	978,156.35	81,518.25	1,059,674.60	0.00	1,059,674.60	1,059,674.60	0.00
13 01	DEUDA PUBLICA	978,156.35	81,518.25	1,059,674.60	0.00	1,059,674.60	1,059,674.60	0.00
13 01 01	DEUDA PUBLICA	978,156.35	81,518.25	1,059,674.60	0.00	1,059,674.60	1,059,674.60	0.00
14	TRANSFERENCIAS, SUBSIDIOS Y AYUDAS	222,146.00	-83,755.00	138,391.00	0.00	138,391.00	138,391.00	0.00
14 03	AYUDAS	222,146.00	-83,755.00	138,391.00	0.00	138,391.00	138,391.00	0.00
14 03 01	AYUDAS SOCIALES A PERSONAS	222,146.00	-83,755.00	138,391.00	0.00	138,391.00	138,391.00	0.00
TOTAL DEL GASTO:		94,117,622.09	-1,483,861.47	89,633,760.62	-1,294.08	80,855,441.18	78,994,778.72	8,778,319.44
				5.15				